




The New Medicaid Provider Experience

- Facilitator: Jessica Emmerich
- Panelist:
 - Amanda Fahrendorf
 - Jackie Barger
 - Dr. Aaron Bumann
 - Dr. Philip Son

Session Overview: As part of this panel, MO HealthNet will share data on the new Medicaid Dental providers in Missouri and panelists will discuss how the new Medicaid program has affected their practices. Several recent changes have been made to increase dental provider participation, including higher rates, additional services, and fewer limitations.



- **Learning Objectives:**

- Participants will gain an understanding of MO HealthNet's data on increased Medicaid participation among dental providers.
- Attendees will learn about how Missouri Medicaid has changed and how the changes can impact dental providers.
- Participants will be able to identify recent Missouri Medicaid changes and where to find new dental resources.

Thank you to our Supporting Partners!



*Missouri Foundation
for Health*

a catalyst for change



Health Forward
FOUNDATION

 **DELTA DENTAL®**

The New Experience

Medicaid Dental Rate Increase – 2022

D0120 Added to Adult Limited Benefits

Removed Age Limitation on SDF

Comprehensive Coverage Post Partum 1 Year

Increased Dental Extraction and Sedation Rates

New Resources Available to Better Navigate Medicaid

Dental Medicaid Facilitator to Assist with Enrollment



Jackie Barger
Executive Director
Children's Smile Center



Children's Smile Center- Aurora

📞 (417) 678-1174 | 📍 Get Directions

Children's Smile Center- Branson West

📞 (417) 582-5439 | 📍 Get Directions

Children's Smile Center- Ozark

📞 (417) 582-5439 | 📍 Get Directions




**Healthy Smiles.
Happy Children.**

KidsDentistKC.com
(816) 548-3400

Dr. Aaron Bumann

Diplomate - American Board of Pediatric Dentistry
Public Policy Advocate - Missouri Academy of Pediatric Dentistry



Dr. Philip Son

General Dentist
Provide Dental



PROVIDE DENTAL

The Impact

SFY22-SFY24	SFY 2022	SFY 2024	Difference
Enrolled Total Participants	1,448,416	1,342,138	-106,278
Unique performing Dental Providers	743	926	+183
Unique Participants Served	344,119*	425,136*	+81,017*
Participants Served – Less than 21 Years of Age	271,456*	307,736*	+36,280*
Participants Served – Age 21 and Older	73,027*	118,158*	+45,131*

**Totals take into account participants who turned 21 within the timeframe.*

To compare, in SFY 2021 the majority of Medicaid providers were in FQHCs and treated 238,062 patients in Missouri.



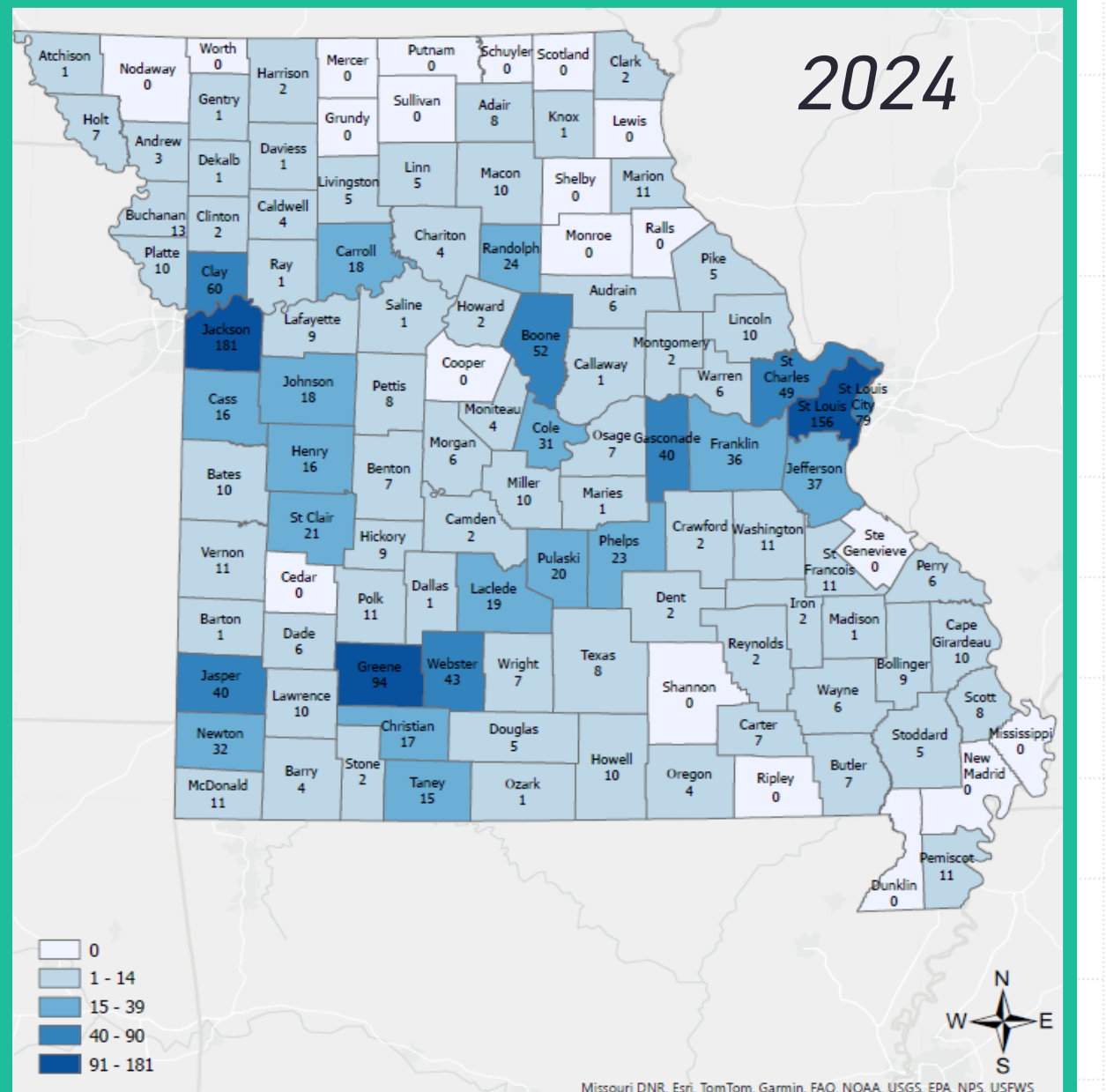
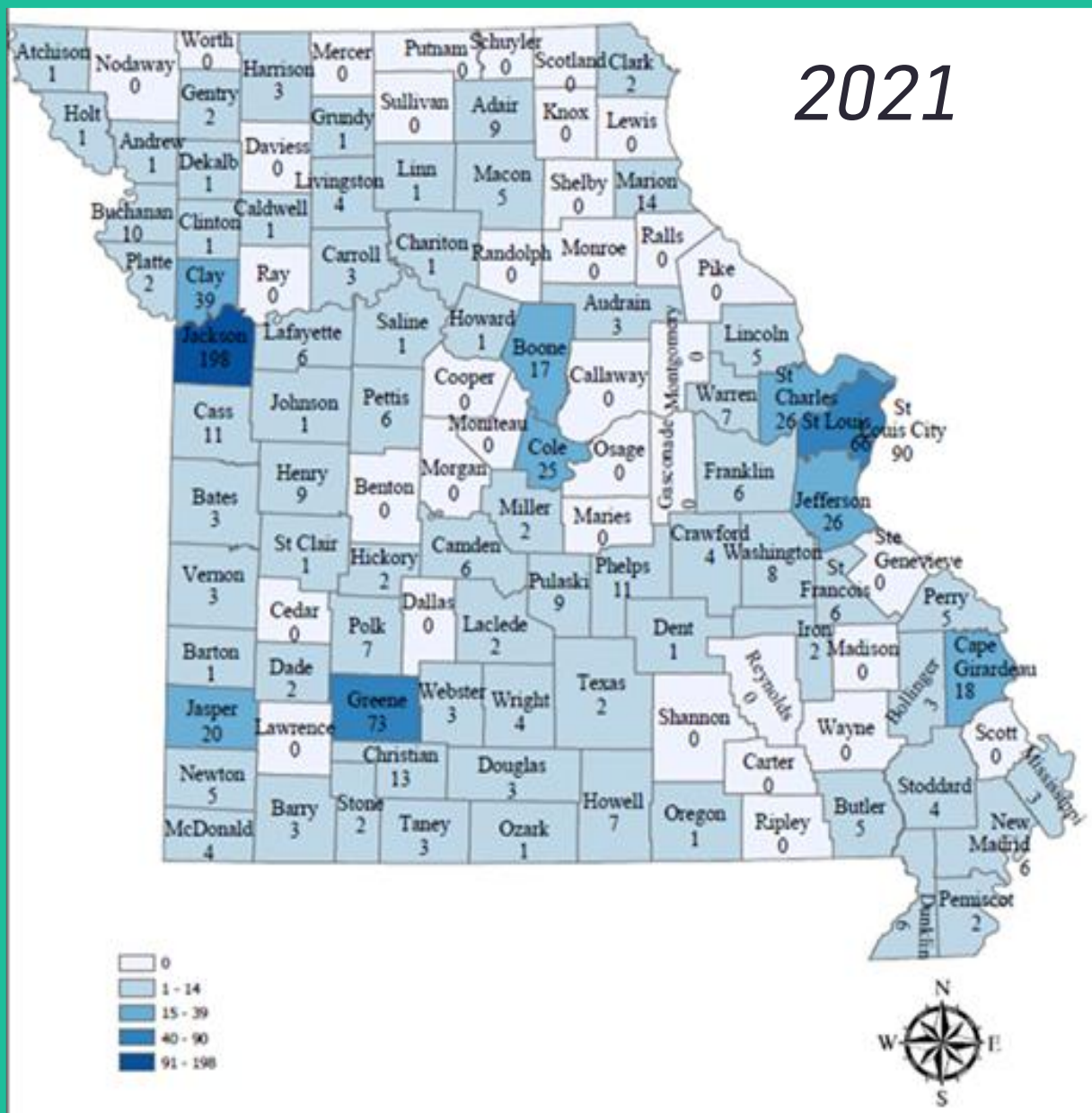
In FY2022, there were **36 counties** that appeared to have no Medicaid Dental providers. That number has been reduced to **17 counties** that appear to have no Medicaid dental providers.

Dental Providers in Missouri	
SFY 2022	3,058
SFY 2023	3,212
SFY 2024	3,218

Dental Providers Enrolled with Medicaid		
SFY 2022	1,038	34%
SFY 2023	1,063	33%
SFY 2024	1,198	37%
Current SFY 2025	1,276	40%

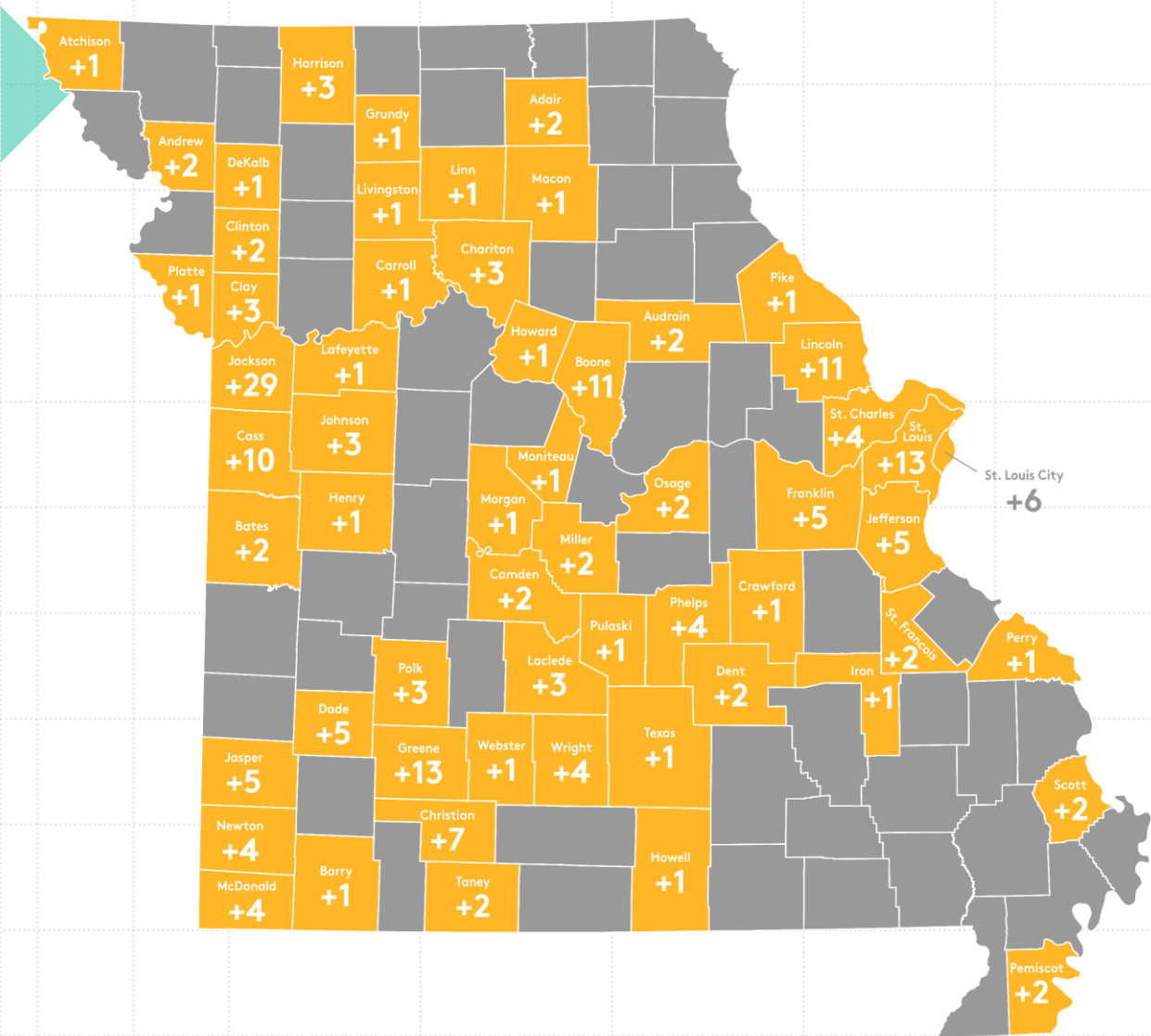
549 New to Medicaid dental providers have enrolled since our work began in 2022.

County Level Impact – Provider Totals



County Level Impact – New Providers

First year increase – 2023



Second year increase – 2024

